

Egiye Banglar Ma O Shishu (EBMS)



খোকা মাকে শুধায় ডেকে--
"এলেম আমি কোথা থেকে,
কোন্খানে তুই কুড়িয়ে পেলি আমারে।"
মা শুনে কয় হেসে কেঁদে
খোকারে তার বুকে বেঁধে--
"ইচ্ছা হয়ে ছিলি মনের মাঝারে।....."

স্বাস্থ্যবিদ


Well being of mothers and children is the inspiring vision of this intervention


The scope of GIS supported RMNCH Monitoring Framework 'Egiye Banglar Ma O Shishu' (EBMS) is broad. Ensuring the good health and well-being of newlywed couples, it attempts to make sure that the health and nutritional status of women are protected in the critical months of pregnancy and results in safe motherhood. EBMS subsequently tracks the newborn babies for in-time immunization.

In brief, this intervention is designed to help protect lives and ensure good health of the most vulnerable population in the State while accelerating efforts to achieve targets specified in the global Sustainable Development Goals.





Login To Proceed

 User Name

 Password

Please Enter Captcha

2 C 5 g J E f 

 Enter captcha

SUBMIT

Hosted in the dedicated servers of H&FWD at Swasthya Bhawan

The web address (URL) is likely to be changed by the H&FWD to "gov.in", to be informed to all concerned, as and when implemented

Thank you for cleaning of EC data

The cleaned dataset is being integrated with the EBMS portal



The web address (for cleaning EC data) is no longer functional

Block DEO level User IDs



Similar to RCH Portal, two sets of user ids (for block level DEOs) will be made available with same user privilege

Legacy Data till 8th November, 2019

The dataset have been received from Gol and is being integrated in the EBMS portal



All data after this date is to be entered in EBMS portal

MS ID in EBMS Portal (similar to RCH ID)

MS ID starts with 1 (for Mother) or 2 (for child)

10 digit logic is as follows:

1 3 5 2 6 8 7 4 1 9

2 3 5 2 6 8 7 4 1 9



First digit	Next 7 digit	Last 2 digit
'1' denotes Mother '2' denotes child	Next 7 digit is auto-generated for each mother and child in a year	Last 2 digit denotes calendar year



MS ID in EBMS Portal (similar to RCH ID)

For existing (already registered) beneficiaries:

For all existing registered mother and child (legacy data received from GoI till 8th November, 2019), 12 digit RCH id is also there. You can search these beneficiaries with the existing RCH id in the portal.

For all these beneficiaries, the EBMS portal has also generated MS ID which is displayed in the system, along with RCH ID. MS ID of the existing (already registered) beneficiaries may kindly be noted by the users for communication with ANMs and others.

For new beneficiary:

While registration of a new beneficiary (Eligible Couple or child after delivery), Only MS ID will be generated by EBMS portal.

In future, if and when sharing the dataset with GoI, RCH ID of the new beneficiaries will be provided by GoI and accordingly, will be displayed in the EBMS portal too

Broad changes in EBMS Portal (compared to Gol portal)

'Set Location' of RCH

This feature has been removed from EBMS

Block level DEO needs to select 'village' from drop down menu under respective 'Sub-Centre' and fill-up the profile page. The codes of Village and Sub Centre are not displayed (in bracket).

However, in case of EC entry, the selected Sub-Centre and Village name remains unchanged for ease of data entry. This helps in entering details of multiple ECs under the same village.

Broad changes in EBMS Portal (compared to Gol portal)

EC Re-register module:

This module has been removed from the EBMS portal, the system will automatically re-register the PWs as EC based on the following logic:

- Aborted
- LMP + 322 days and delivery not reported
- Delivery date + 42 days

EC Status: the following drop down values have been included:

- Active / In-house
- Migrated In / Guest
- Inactive
 - Death
 - Permanent Sterilized (M/F)
 - Migrated-Out
 - Widow / Divorced / Separated
 - 49 years of age (crossed reproductive age)

Broad changes in EBMS Portal (compared to Gol portal)

EC Address:

'Address' data field has been renamed as 'Postal Address' and PIN Code is also incorporated (Pin Code is a mandatory data field).

For EC's address, drop down menus are available District – Block/Urban Master of West Bengal (EC will either be registered in rural area, i.e. village OR in Urban area, i.e. M/MC/M.Corp with Ward number and address field). There is a provision for selecting address as **“Other State”**.

Broad changes in EBMS Portal (compared to Gol portal)

ANC Details

At present, 4 ANC service delivery details are required to be entered in the portal (in accordance with the RCH guideline). Later, provision will be created to enter additional visit details (especially for high risk PWs) in the portal.

For certain specific situations (e.g. if the mother has taken initial ANC services from any private hospital and if the data is available), provision is created to enter the ANC details, taken from private hospitals. For this, under "Facility / Place / Site of ANC done", option is there to enter details of ANC from Private Hospitals ('If Other, Pls Specify'). However, the mother will have to be registered in the portal and in such cases, the registration date might be greater than the first ANC date.

As per the RCH guideline, serial number of ANC service will always start from 1, irrespective of the number of weeks of pregnancy. For example, If a pregnant woman with 20 weeks of pregnancy, visits for the first time for ante-natal check-ups, that visit will be considered as 1st visit and not 2nd visit, although at 20 weeks she is due for 2nd visit

Other changes are explained in FAQ

Technical Support



Mr. Sumanta Dutta +91 7278052705

Mr. Sanjay Roy +91 9123832373

Email: ebmshelpdesk@riddhi.org